

**REGULAR BOARD MEETING
GONZALES COUNTY UNDERGROUND WATER CONSERVATION DISTRICT
MEETING OF THE BOARD OF DIRECTORS**

The Directors of the Gonzales County Underground Water Conservation District will meet in a public session on April 08, 2025, scheduled at 5:30 p.m. at the Gonzales County Underground Water Conservation District Office located at 522 Saint Matthew Street, Gonzales, Texas.

Note: Members of the public wishing to comment must attend the meeting in-person. However, any person may view or listen to the meeting via audio and video conference call. No participation or public comments will be allowed via video or conference call. The Audio and Video Conference Opens 5 minutes before the 5:30 p.m. beginning of the meeting.

GCUWCD Public Hearing Draft Rules & Regular Board Meeting

Apr 8, 2025, 5:30 – 8:00 PM (America/Chicago)

Please join my meeting from your computer, tablet or smartphone.

<https://meet.goto.com/117953021>

You can also dial in using your phone.


Access Code: 117-953-021

United States (Toll Free): 1 877 309 2073

United States: +1 (646) 749-3129

Get the app now and be ready when your first meeting starts:

<https://meet.goto.com/install>



The agenda is as follows:

1. Call to Order.
2. Public Comments. Limit to 3 minutes per person.
3. Consent Agenda (Note: These items may be considered and approved by one motion of the Board. Directors may request to have any consent item removed from the consent agenda for consideration and possible action as a separate agenda item):
 - a. Approval of minutes of March 11, 2025, Regular Board Meeting.
 - b. Approval of the Financial Report.
 - c. Approval of the District's bills to be paid.
 - d. Approval of the Mitigation Fund bills to be paid.
 - e. Approval of District Manager, Administrative Staff, Board Member, Field Technician, and Mitigation Manager Expenses.
 - f. Approval of Manager's Report (monthly report, transporter usage, drought index).
 - g. Approval of Well Mitigation Manager's Report (well mitigation progress).
 - h. Approval of Field Technician's Report (well registrations, water levels, water quality).
4. Discuss and possibly take action on any item removed from Consent Agenda.
5. Discuss and possibly take action on draft GCUWCD Rules amendments.
6. Discussion and possible action on the Guadalupe-Blanco River Authority permit amendment application (continuation of Final Hearing).
7. Presentation of legislative/legal updates from legal counsel.
8. Discussion of other items of interest by the Board and direction to management based on the items set forth above.
9. Adjourn.

The above agenda schedule represents an estimate of the order for the indicated items and is subject to change at any time. These public meetings are available to all persons regardless of disability. If you require special assistance to access the teleconference or webinar, please call 830.672.1047 at least 24 hours in advance of the meeting to coordinate any special arrangements.

**REGULAR BOARD MEETING
GONZALES COUNTY UNDERGROUND WATER CONSERVATION DISTRICT
MEETING OF THE BOARD OF DIRECTORS**

At any time during the meeting and in compliance with the Texas Open Meetings Act, Chapter 551, Government Code, Vernon's Texas Codes, Annotated, the Gonzales County Underground Water Conservation District Board may meet in executive session on any of the above agenda items or other lawful items for consultation concerning attorney-client matters (§ 551.071); deliberation regarding real property (§ 551.072); deliberation regarding prospective gift (§ 551.073); personnel matters (§ 551.074); and deliberation regarding security devices (§ 551.076). Any subject discussed in executive session may be subject to action during an open meeting.

POSTED THIS THE 3rd DAY OF APRIL 2025 AT _____ O'CLOCK by _____.

Gonzales County Underground Water Conservation District
Minutes of the Board of Directors
March 11, 2025
Board Meeting

Call to Order.

The regular meeting of the Board of Directors of the Gonzales County Underground Water Conservation District (the District) was called to order at 5:30 p.m. Present for the meeting were directors: Mr. Bruce Tieken, Mr. Barry Miller, Mr. Kermit Thiele, Mr. Mike St. John, and Mark Ainsworth. Also present for the meeting was GCUWCD General Manager Laura Martin, and Legal Counsel Greg Ellis. Other Attendees included: (See Attached List)

Public Comments. Limit to 5 minutes per person.

Ms. Sally Ploeger, landowner, speaking on behalf of herself, and Mr. Mark Ploeger landowner and representative of WPA, made public comments. A recording of the meeting is available at the District office and on the District's website.

Consent Agenda (Note: These items may be considered and approved by one motion of the Board. Directors may request to have any consent item removed from the consent agenda for consideration and possible action as a separate agenda item):

Approval of minutes of February 11, 2025, Regular Board Meeting.

Approval of the Financial Report.

Approval of the District's bills to be paid.

Approval of the Mitigation Fund bills to be paid.

Approval of District Manager, Administrative Staff, Board Member, Field Technician, and Mitigation Manager Expenses.

Approval of Manager's Report (monthly report, transporter usage, drought index).

Approval of Well Mitigation Manager's Report (well mitigation progress).

Approval of Field Technician's Report (well registrations, water levels, water quality).

Mr. Barry Miller made a motion to approve the consent agenda as presented, Mr. Mike St. John seconded the motion. The motion passed unanimously.

Discuss and possibly take action on any item removed from Consent Agenda.

No action necessary.

Discuss and possibly take action on annual review and re-adoption of the District's Financial Policy.

The Board of Directors, and General Manager reviewed and discussed the re-adoption of the District's Financial Policy. Mr. Mark Ainsworth made a motion to approve the Financial Policy as presented. Mr. St. John seconded the motion. The motion passed unanimously.

Presentation of annual audit report from Montemayor Britton Bender PC and possible action on accepting the report.

The Board of Directors, and General Manager reviewed and discussed the audit report. Mr Ainsworth made a motion to approve the audit report. Mr. St. John seconded the motion. The motion passed unanimously.

Discuss and possibly take action on setting a Public Hearing for Draft Rules.

The Board of Directors, and General Manager reviewed and discussed the Public Hearing for the Draft Rules. April 8, 2025 date, prior to the regular business meeting at 5:30pm, was set for the Public Hearing for the Draft Rules. Mr. Ainsworth made a motion to approve the date and time. Mr. St. John seconded the motion. The motion passed unanimously.

Discuss and possibly take action on setting the order of presentations by parties, and time limitations for oral presentations for the parties of the contested case hearing.

The Board of Directors, Mr. Greg Ellis, the General Manager, the permit applicant and protestants in the

audience discussed setting the order of presentations by parties, and time limitations for oral presentations for the parties of the contested case hearing. Mr. Ainsworth made a motion to grant up to 30 min for each party to provide their presentation. Mr. St. John seconded the motion. The motion passed unanimously.

Presentation of the SOAH Administrative Law Judge's Proposal for Decision for the Guadalupe-Blanco River Authority permit amendment application Final Hearing and oral presentations from the parties.

The Board of Directors, discussed with Mr. Ellis who explained the SOAH Administrative Law Judge's Proposal for Decision for the Guadalupe-Blanco River Authority permit amendment application Final Hearing. Emily Rodgers, an Attorney representing GBRA spoke first, Larry Dunbar, an Attorney representing Mark Ploeger and the WPA, spoke second, Mark Ploeger spoke third, Ted Boriack, representing himself spoke fourth, Adam Friedman, and Attorney for the General Manager, spoke fifth. GBRA Attorney Emely Rodgers, spoke a rebuttal. Mr. Ainsworth asked two questions to GBRA. James Beach, Hydrogeologist representing GBRA and Darryl Nichols General Manager of GBRA, responded to Mr. Ainsworth question. Mr St. John asked a question and the GBRA Attorney, Ms. Rodgers and the boards Attorney, Mr. Ellis answered his question. Motion by Mr. St. John. Second by Mr. Ainsworth to continue the hearing on the next board meeting after they come back from Executive Session and Mr. Miller will not be in the Executive Session. The motion passed unanimously. Mr Miller abstained from the vote. A transcript of this agenda item is available at the District office.

Executive session pursuant to § 551.071 Government Code for discussion concerning attorney-client.

The Board of Directors went into an executive session 7:46 pm to discuss personnel matters. The meeting was called back to order at 8:03 pm. There was no action taken in the executive session.

Presentation of legislative/legal updates from legal counsel.

Mr. Ellis presented legislative and legal updates to the Board.

Discussion of other items of interest by the Board and direction to management based on the items set forth above.

No action necessary.

Adjourn.

Mr. Ainsworth made a motion to adjourn. Mr. Glass seconded the motion. The motion passed unanimously. The meeting adjourned at 8:14 p.m.

Approved By:

April 08, 2025

TJ

Gonzales County Underground Water Conservation District
Investment Report
April 08, 2025

CD Information - District Funds							
Account	Location	Purchase Date	Purchase Value	Interest Rate	Maturity Date	As of	Amount
CD #11	Sage Capital Bank	2/4/2025	\$152,818.77	5.15%	2/4/2026	3/31/2025	\$184,569.15
CD #365	Randolph Brooks FCU	11/8/2024	\$271,523.86	4.50%	5/8/2025	3/31/2025	\$313,047.41
CD#49	Sage Capital Bank	8/14/2024	\$250,000.00	5.00%	8/14/2025	3/31/2025	\$292,763.82
CD#321	SouthStar Bank	2/21/2025	\$500,000.00	4.50%	2/21/2025	3/31/2025	\$502,488.08
Total CD's to Date							\$1,292,868.46
Market Comparisons							
	Tex Pool			4.35%		4/3/2025	
	6 Mo. Treasury Yield			4.23%		4/3/2025	

Banking Information - District Funds			
Account	Location	As of	Amount
#59 Money Market	Sage Capital Bank	3/31/2025	\$1,091,371.06
#61 Operating	Sage Capital Bank	3/31/2025	\$23,408.12
#356 Savings	Randolph Brooks	3/31/2025	\$1.00
Total Cash to Date			\$1,114,780.18

Banking Information - Western Mitigation Fund			
Account	Location	As of	Amount
#35 Money Market	Sage Capital Bank	3/31/2025	\$162,348.58
#70 Operating	Sage Capital Bank	3/31/2025	\$2,500.00
Total Cash to Date			\$164,848.58

Banking Information - Eastern Mitigation Fund			
Account	Location	As of	Amount
#64 Money Market	Sage Capital Bank	3/31/2025	\$280,811.02
#98 Operating	Sage Capital Bank	3/31/2025	\$2,500.00
Total Cash to Date			\$283,311.02

Weighted Average Maturity (WAM) **\$2,855,808.24**

Using the Current Date and Maturity Date: Weighted Average Maturity (WAM) =

The overall sum of each security's par amount multiplied by its number of days to maturity, divided by the total of all investments.

Security Description	Investment Amount	CD Start Date	Reprting Period Date	Mat. Date	Mat. in Days (DTM)	WAM	CD Term
Sage Capital CD #11	\$184,569.15	2/4/2025	3/31/2025	2/4/2026	310	44.255	12 mo
Randolph Brooks CD #365	\$313,047.41	11/8/2024	3/31/2025	5/8/2025	38	9.201	18 mo
Sage Capital CD #49	\$292,763.82	8/14/2024	3/31/2025	8/14/2025	136	30.797	12 mo
SouthStar Bank CD#321	\$502,488.08	2/21/2025	3/31/2025	8/21/2025	143	55.579	6mo
CD Total	\$1,292,868.46					139.832	
#59 Money Market	\$1,091,371.06				1	0.698	
#61 Operating	\$23,408.12				1	0.015	
#365 Savings	\$1.00				1	0.000	
#35 Money Market	\$162,348.58				1	0.104	
#70 Operating	\$2,500.00				1	0.002	
#64 Money Market	\$280,811.02				1	0.180	
#98 Operating	\$2,500.00				1	0.002	
Fund Total	\$1,562,939.78					1.000	
Grand Totals	\$2,855,808.24				WAM	140.832	

The portfolio of the Gonzales County Underground Water Conservation District is believed to be in compliance with the District's Board approved Investment Policy, State law, and the Investment Strategy.

Signed: 
 Laura Martin, Investment Officer

Dated: 04/03/2025

GCUWCD BILLS TO BE PAID**April 08, 2025**

GVTC (Local & Long Distance & Internet)-Paid	\$235.29
City of Gonzales (Utilities)-Paid	\$226.87
Coastal Office Solutions (Water Quailty Mailing UPS)-Paid	\$101.52
Ricoh (Printer)-Paid	\$437.23
Synergisdic, LLC (IT Service-April)	\$824.00
Verizon (Employee Phone)	\$82.48
Blue Cross Blue Shield (Employee Insurance)-Paid	\$550.49
Montemayor Britton Bender Carey PC (Audit FY23-24)-Paid	\$227.00
Schmidt Fire and Safety (Fire Extinguisher Annual Inspection)	\$26.00
DropBox (Document Storage)-Paid	\$127.79
Texas A&M AgriLife Extension (Water Quality Sampeling)-Paid	\$125.00
Texas A&M AgriLife Extension (Water Quality Sampeling)-Paid	\$125.00
Texas A&M AgriLife Extension (Water Quality Sampeling)-Paid	\$400.00
Texas A&M AgriLife Extension (Water Quality Sampeling)-Paid	\$275.00
Texas A&M AgriLife Extension (Water Quality Sampeling)-Paid	\$100.00
Texas A&M AgriLife Extension (Water Quality Sampeling)-Paid	\$275.00
McElroy Sullivan Miller & Weber LLP (GM Attorney Fee)	\$3,345.60
State Office of Aministrative Hearings (GBRA Contested Case)	\$2,598.75
Texas Groundwater Association (Seminar Registration)-Paid	\$231.53
Texas Commission on Environmental Quality (Records Request)-Paid	\$542.56
Lockhart Post-Register (Employment Notice)	\$160.00
Daniel B. Stephens (Pumping Evaluation)	\$5,832.00
Costco (Office Supplies)-Paid	\$43.82
Wal-Mart (Office Supplies)-Paid	\$47.25
Gonzales Inquirer (Employment Notice)	\$273.60
GoToMeeting (Monthly Phone Charge)-Paid	\$0.40
TOTAL	\$17,214.18

GCUWCD WMF BILLS TO BE PAID

April 08, 2025

Montemayor Britton Bender PC (Audit FY 23-24)-Paid	\$277.00

TOTAL

\$277.00

GCUWCD EMF BILLS TO BE PAID

April 08, 2025

Montemayor Britton Bender PC (Audit FY 23-24)-Paid	\$277.00
TOTAL	\$277.00

Gonzales County U.W.C.D. Expense Report

Frank Agee	From	To	Beginning Mileage	Ending Mileage	Ttl Miles
LATE ENTRY 2/28/2025 N. Gonzales County	Home	N. Gonzales County	202159	202210	51
3/3/2025 N.E. Gonzales County	Home	N.E. Gonzales County	202395	202470	75
3/4/2025 N.W. Caldwell&Gonzales County	Home	N.W. Cald&Gonz Co.	202470	202529	59
3/12/2025 S.W. Gonzales Co.	Home	S.W. Gonzales Co.	202614	202652	38
3/13/2025 N.W. Gonzales Co.	Home	N.W. Gonzales County	202652	202709	57
3/17/2025 S.W. Caldwell Co.	Home	S.W. Gonzales Co.	202716	202788	72
3/18/2025 N.W. Gonzales Co.	Home	N.W. Gonzales Co.	202788	202869	81
3/19/2025 S.W. Gonzales Co.	Home	S.W. Gonzales Co.	202869	202955	86
3/20/2025 S.E. Gonzales Co.	Home	S.E. Gonzales Co.	202955	203024	69
3/21/2025 S.E. Gonzales Co.	Home	S.E. Gonzales Co.	203034	203069	35
3/25/2025 N.W. Gonzales Co.	Home	N.W. Gonzales Co.	203259	203325	66
3/26/2025 S.W. Gonzales Co.	Home	S.W. Gonzales Co.	203325	203370	45
				Total Miles	734
				Current Rate X	0.7
Expenses:					
Printing Ink					\$39.37
Period Covered: March 1-31, 2025					
Approved By:				Total Due	\$553.17
Date: April 8, 2025					

Gonzales County Underground Water Conservation District
Manager's Report
March 2025

On March 4th I virtually attended the Texas Alliance of Groundwater Districts Legislative Committee Meeting.

On March 7th I had a call with Adam Friedman, legal counsel for general manager on the Guadalupe-Blanco River Authority permit amendment hearing.

On March 14th I virtually attended the Texas Alliance of Groundwater Districts Legislative Committee Meeting.

On March 17th I had a call with Kelley Cochran, General Manager Guadalupe Groundwater District, Groundwater Management Area 13 (GMA13) President to discuss the public comment I made on the GMA13 updated Groundwater Availability Model.

On March 20th I had a call with Kelley Cochran, General Manager Guadalupe Groundwater District, Groundwater Management Area 13 (GMA13) President to discuss the public comment I made on the GMA13 updated Groundwater Availability Model.

On March 21st I virtually met with Kelley Cochran, General Manager Guadalupe Groundwater District, GMA 13 President, Dr. Bill Hutchins, Hydrogeologist GMA13, Neil Blanford, Hydrogeologist for the District, and members of the Texas Water Development Board Groundwater Division.

Then, I attended the Texas Alliance of Groundwater Districts Legislative Committee Meeting.

Later that day I spoke with Mr. Bobby Bazan, Texas Water Association, and then later Mr. Landon Yosko, formerly Evergreen Groundwater District about the mitigation management position and ongoing groundwater concepts.

On March 28th I virtually attended the Texas Alliance of Groundwater Districts Legislative Committee Meeting.

AQUA's February production was about 32.4 ac-ft which is about 7.85% of the monthly allowable production.

ARWA's March production was 274.17 ac-ft which is about 28.31% of the monthly allowable production.

CRWA's March production was about 677.39 ac-ft which is about 97.69% of the monthly allowable production.

GBRA's March production was 91.89 ac-ft which is 7.35% of the monthly allowable production.

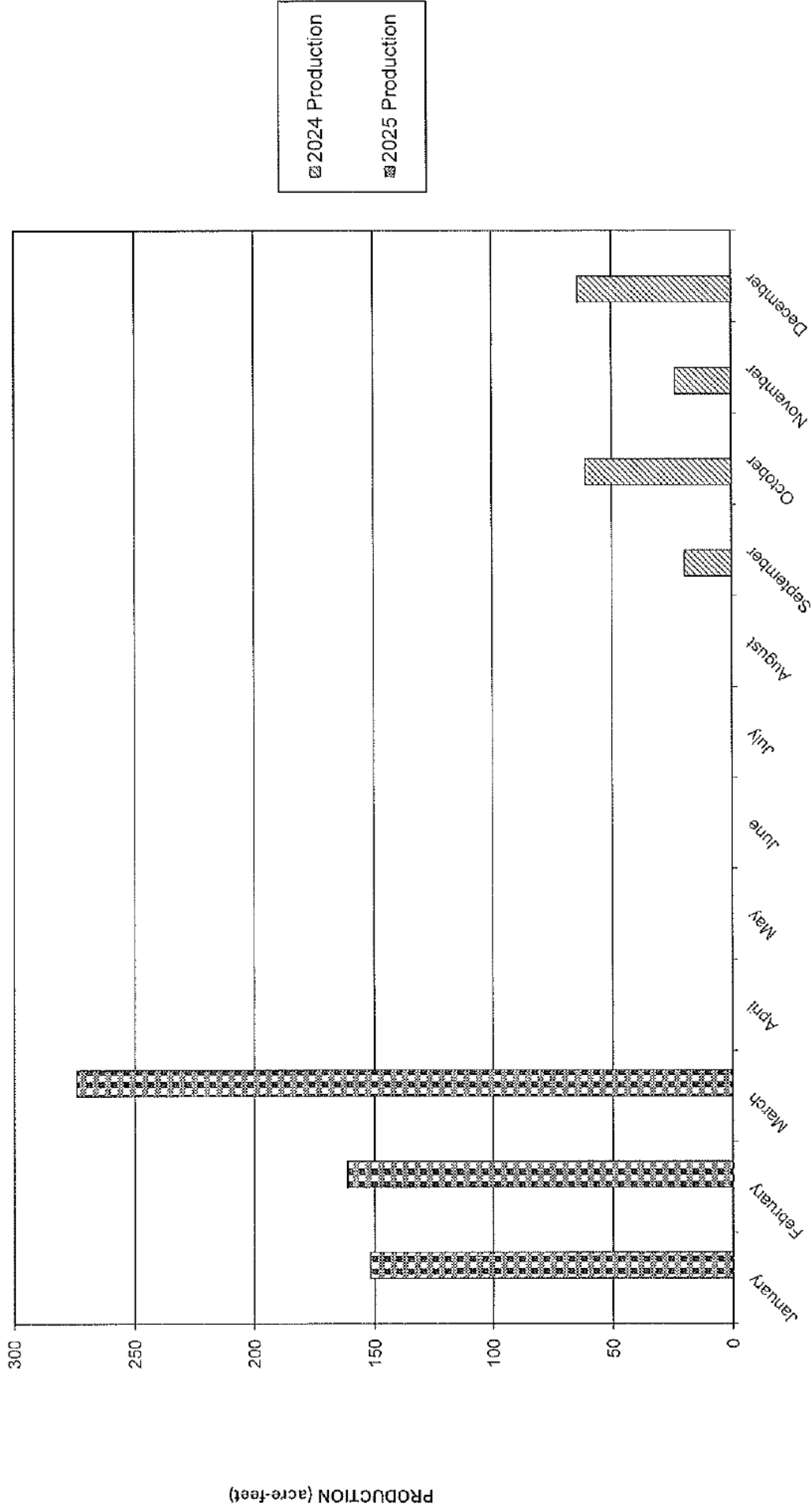
SAWS March production was about 1,074.36 ac-ft which is about 110.30% of the monthly allowable production.

SSLGC's March production was 1,198.56 ac-ft which is about 74.31% of the monthly allowable production.

The Palmer Drought Index, as of March 25, 2025, indicates that the District is currently under severe and extreme drought conditions in the district. Drought conditions in Gonzales County increased by 1 class degradation in the past month.

Alliance Regional Water Authority									
Water Meter Reading - Usage									
2025									
Date	P074		P075		P076		P077		
	Well #6	Well #7	Well #8	Well #9	Well #6	Well #7	Well #8	Well #9	
	ARWA Well	ARWA Well	ARWA Well	ARWA Well	ARWA Well	ARWA Well	ARWA Well	ARWA Well	
	Meter	Usage	Meter	Usage	Meter	Usage	Meter	Usage	
Jan	59,088,500	24,520	36,117,300	22,173	13,552,000	1,131	8,319,500	1,677	
Feb	78,043	18,995	53,702	17,585	20,877	7,325	16,995	8,681	
March	99,365	21,322	67,276	13,573	39,272	18,396	53,041	36,046	
April									
May									
June									
July									
Aug									
Sept									
Oct									
Nov									
Dec									
Total Gallons*	64836.9	53330.8	26851.9	46404.2					
Total AC/FT	198.98	163.67	82.41	142.41					
Current Month Production in AC/FT		274.17							
Percentage of monthly allowable for current mo.		28.31							
Total AC/FT for yr	587.46	Percentage of yearly production	7.06						

ARWA Monthly Production

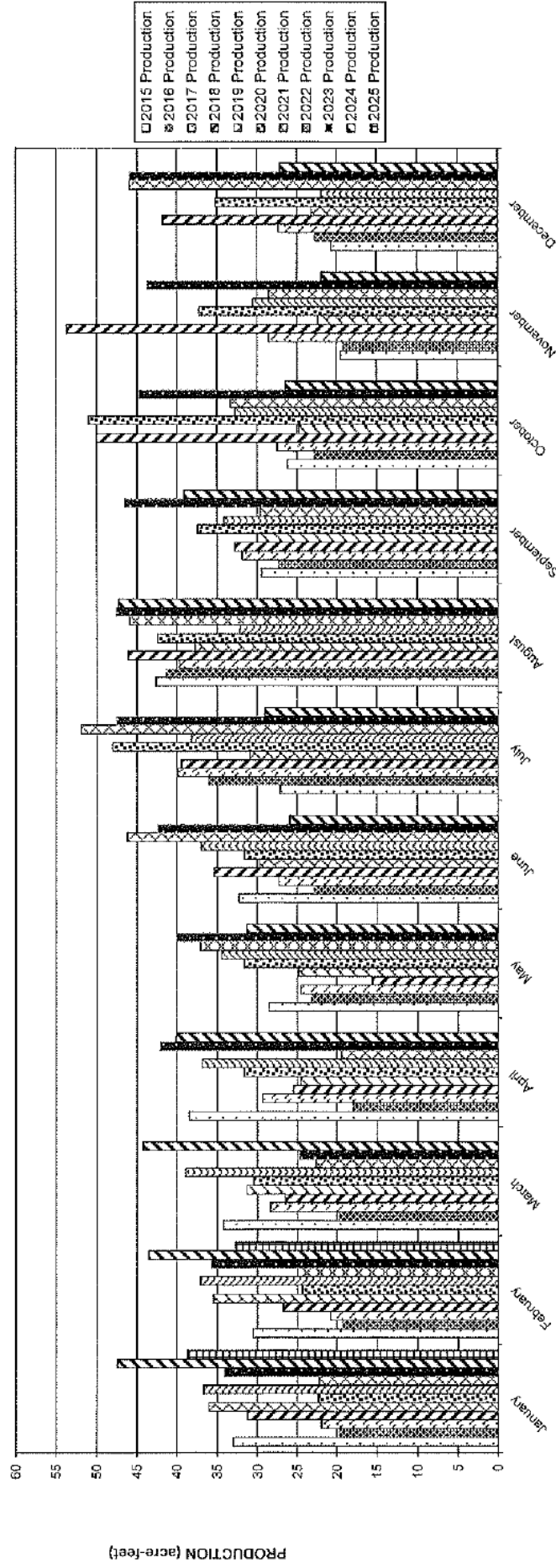


March 2025

Date	F255			F256			F257			
	Meter	Delhi #1 Usage	Transported	Meter	Delhi #2 Usage	Transported	Meter	Hinton Well Usage	Transported	Fees
January	8,209,864	4,769.20	4,368.93	305,860	7,837.00	7,179.25	0.00	0.00	0.00	\$ 288.70
February	-									
February	8,261,711	5,184.70		360,710	5,485.00		0.00	0.00	0.00	
March			4,781.30			5,058.24	0.00	0.00	0.00	\$ 245.99
April							0.00	0.00	0.00	-
May							0.00	0.00	0.00	-
June							0.00	0.00	0.00	-
July							0.00	0.00	0.00	-
August							0.00	0.00	0.00	-
September							0.00	0.00	0.00	-
October							0.00	0.00	0.00	-
November							0.00	0.00	0.00	-
December							0.00	0.00	0.00	-
Total Gallons*										
Total AC/FT		0.00			0.00			0.00		0
Current Month Production in AC/FT										
Percentage of monthly allowable for current month										
Total AC/FT for year										7.85
Total Dollars										\$534.69

*gallons in thousands

AQUA Monthly Production



December 2024

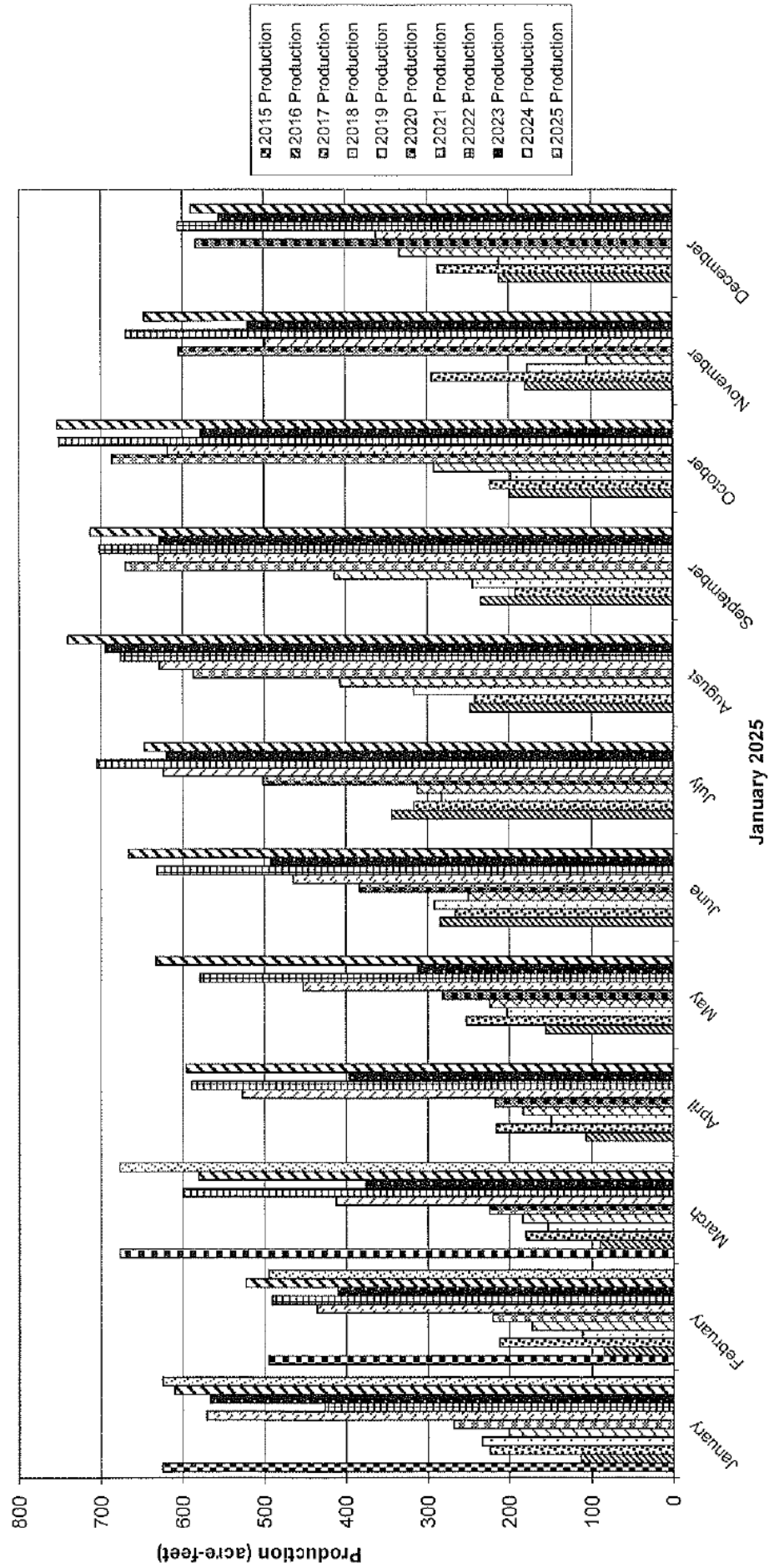
Canyon Regional Water Authority
Wellis Ranch Water Meter Reading - Usage

2025

Date	P030 Well #12		P029 Well #11		P028 Well #9		P027 Well #1		P086 Well #8		L188 Well #5		L189 Well #13		L190 Well #14		L191 Well #15		L192 Well #16		
	Bultrap Well	Coastal Field Well	Camp House Well	Tommy's Well	Chicken House	Littlefield	Bond West	Bond East	Christian West	Bond East	Christian East	Bond West	Bond East	Christian West	Bond East	Christian East	Bond West	Bond East	Christian West	Bond East	Christian East
	Meter	Meter	Meter	Meter	Meter	Meter	Meter	Meter	Meter	Meter	Meter	Meter	Meter	Meter	Meter	Meter	Meter	Meter	Meter	Meter	Meter
	Usage	Usage	Usage	Usage	Usage	Usage	Usage	Usage	Usage	Usage	Usage	Usage	Usage	Usage	Usage	Usage	Usage	Usage	Usage	Usage	Usage
Jan	1,509,588	1,760,164	3,263,459	1,762,585	1,001,488	1,355,838	20,568	1,189,745	2,124,224	22,396	18,524	20,941	2,124,224	38,605	681,968	16,310					
Feb	1,536,650	1,792,629	2,400,153	1,779,905	1,039,902	1,393,852	17,446	1,226,013	2,194,649	60,612	17,744	17,375	2,194,649	31,820	691,893	13,615					
March	1,552,778	1,811,660	2,421,586	1,796,372	1,061,564	1,415,759	21,907	1,249,008	2,235,576	83,113	22,995	22,501	2,235,576	40,927	709,544	17,651					
April																					
May																					
June																					
July																					
Aug																					
Sept																					
Oct																					
Nov																					
Dec																					
Total Gallons*	43190	51496	58127	33787	60106	59921	59263	111352	47578	50717	181.87	183.89	59263	181.87	186.33	341.73	146.01				
Total AC/FT	132.55	156.04	178.39	103.69	184.45	183.89	181.87	341.73	146.01	186.33	181.87	183.89	181.87	181.87	186.33	341.73	146.01				
Current Month Production in AC/FT																					
Percentage of monthly allowable for current mo.																					
Total AC/FT for yr	1796.94	577.39	Percentage of yearly production	21.60																	

* gallons in thousands

CRWA Monthly Production

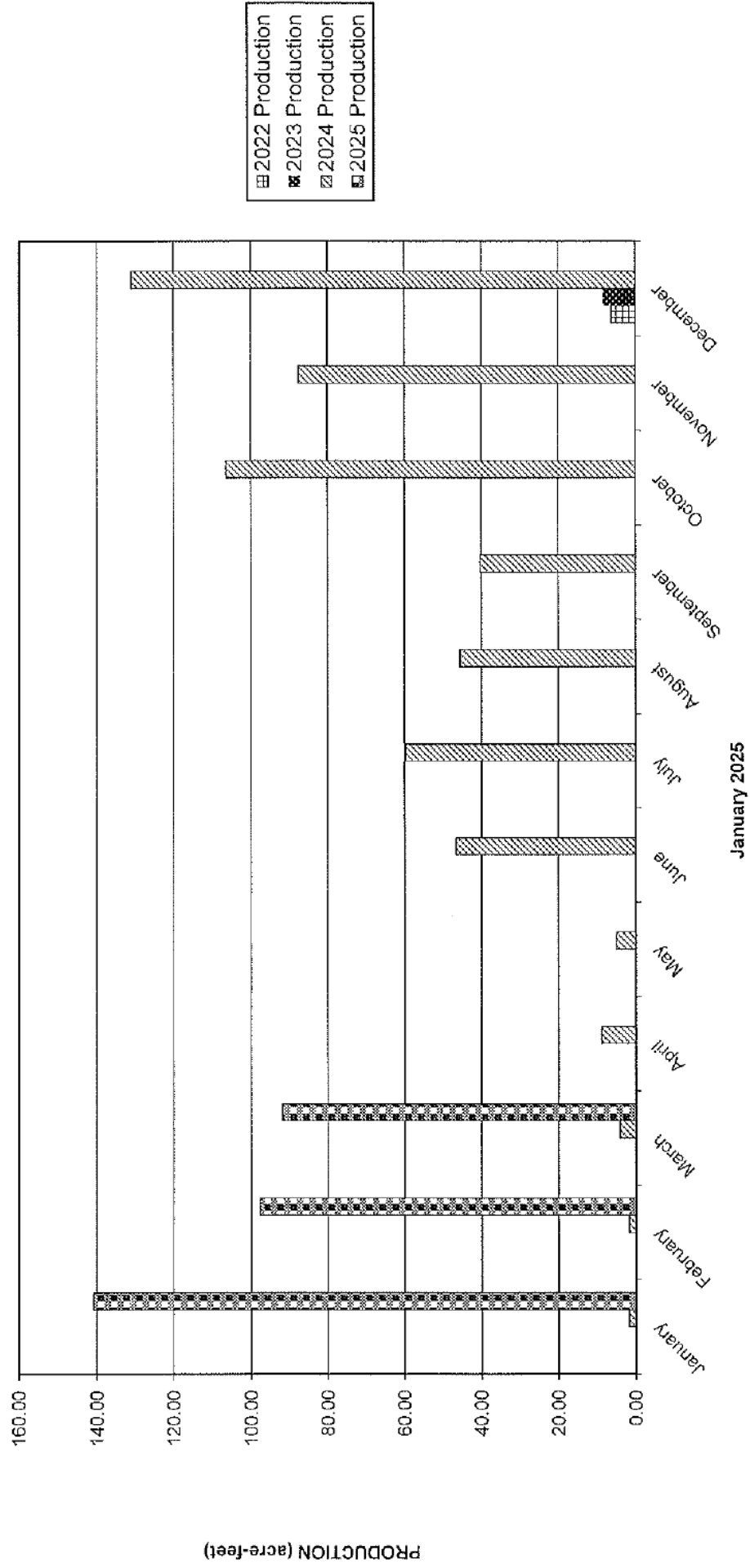


Gudalupe-Blanco River Authority
Meter Reading - Usage
2025

Date	P059 Well #1		P060 Well #2		P061 Well #3		P062 Well #4		P063 Well #5		P064 Well #6		P065 Well #7	
	Meter	Usage	Meter	Usage	Meter	Usage	Meter	Usage	Meter	Usage	Meter	Usage	Meter	Usage
Jan	37,959,600	12,233	3,171,200	832	34,421,800	10,315	26,896,300	8,042	14,039,700	126	27,863,100	2,328	18,247,600	12,021
Feb	42,898,400	4,939	4,331,200	1,160	43,052,100	8,630	32,854,200	5,958	14,039,700	0	33,469,500	5,606	23,789,000	5,541
Mar	48,681,700		4,851,500	0	49,000,500	5,949	37,605,300	4,751	16,167,200	2,128	39,678,700	6,210	28,903,500	5,121
Apr														
May														
June														
July														
Aug														
Sept														
Oct														
Nov														
Dec														
Total Gallons* (kgal)	22,956	1,992	24,894	18,751	2,254	14,144	22,883							
Total ac/ft	70.45	6.11	76.40	57.54	6.92	43.41	69.61							
Current Mo. Production in ac/ft		91.89												
% of monthly allowable for current mo.		7.35												
Total ac/ft for yr	330.44	% of prod. for year	2.20											

gallons in thousands

GBRA Monthly Production

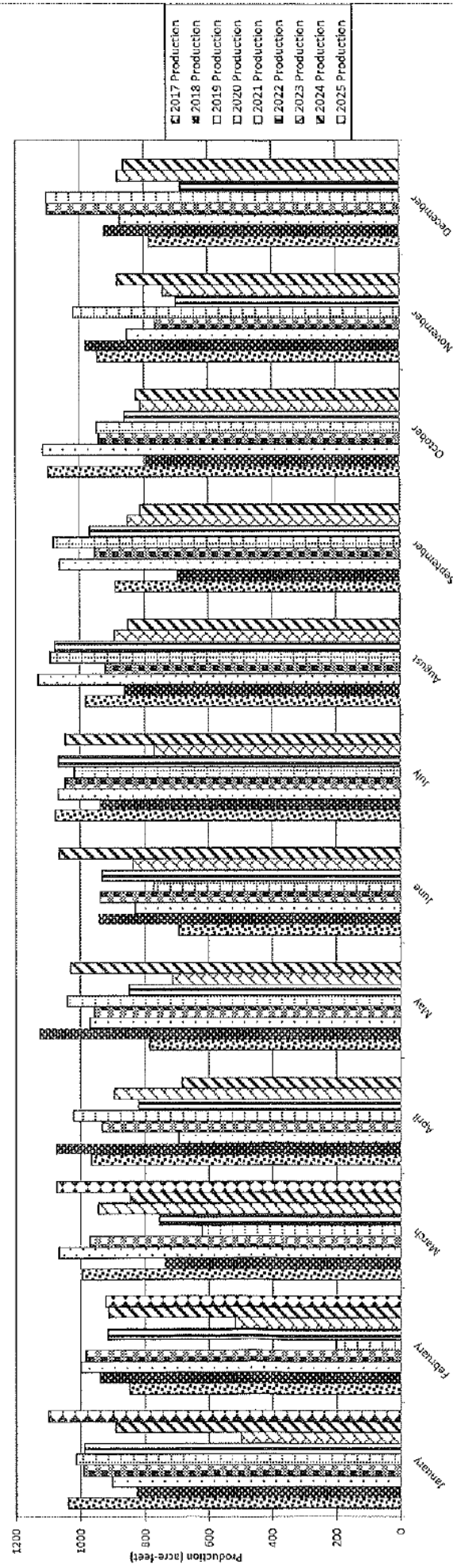


San Antonio Water System
Meter Reading - Usage
2025

	P035		P039		P040		P041		P042		P043		P044		P047		P048		
Date	Meter	Usage	Meter	Usage	Meter	Usage	Meter	Usage	Meter	Usage	Meter	Usage	Meter	Usage	Meter	Usage	Meter	Usage	Fees
Jan	340,998	56,324	345,766	28,167	459,673	2	78,166	48,570	443,962	43,423	95,375	56,413	348,033	21,099	512,453	55,069	394,150	51,990	\$8,863.88
Feb	342,505	15,003	350,960	51,949	459,681	3	81,789	36,025	447,885	39,226	99,988	46,125	350,433	23,999	516,120	36,668	389,297	51,475	\$7,269.28
Mar	3,452,505	0	356,569	57,084	461,542	18,606	86,156	43,887	452,220	43,356	105,725	57,367	354,966	45,350	521,579	54,590	402,283	29,860	\$8,467.79
Apr																			
May																			
June																			
July																			
Aug																			
Sept																			
Oct																			
Nov																			
Dec																			
Total Gallons*	71,327	137,201						128,466				159,906		90,448		144,327		133,025	1,009,316
Total acft	218.89	421.05						394.25				490.73		277.57		442.92		406.24	3,097.48
Current Month Production in acft		1074.36																	
% of monthly allowable for current month																			
Total acft for year	3087.48				110.30	% of prod. for year	28.50												Total Dollars \$24,400.96

gallons in thousands


January 2025



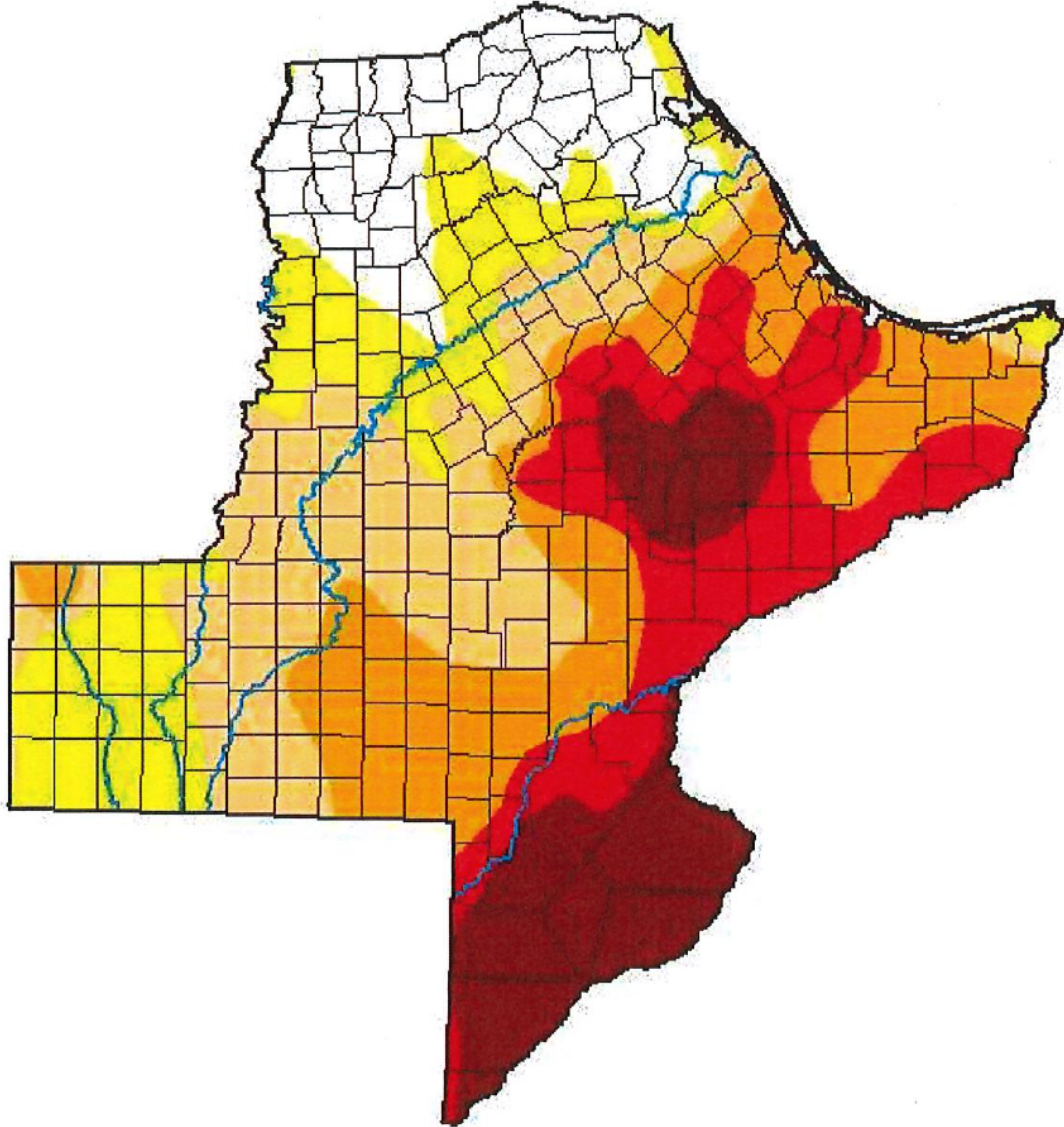
Schertz-Seguin Local Government Corporation
Meter Reading - Usage
2025

	P007		P008		P009		P010		P011		P012		P016		P017		P031		P032		P033		P034			
Date	Meter	Usage	Meter	Usage	Meter	Usage	Meter	Usage	Meter	Usage	Meter	Usage	Meter	Usage	Meter	Usage	Meter	Usage	Meter	Usage	Meter	Usage	Meter	Usage	Bi/W	Feet
Jan	1,285,227	10,757	148,299	31,546	336,359	33,406	683,953	20,491	518,789	19,814	43,664	13,914	818,873	44,596	75,180	29,117	3,489,108	41,636	2,574,546	0	3,348,458	0	50,766	48,606	10005	\$7,104.45
Feb	1,330,658	45,432	148,320	21	355,369	18,970	712,341	48,383	565,661	46,872	82,067	18,403	937,724	18,851	88,077	12,867	3,558,185	67,078	2,552,432	0	3,348,458	0	5,115,708	40,182	10,817	\$8,103.95
Mar	1,379,331	43,672	148,320	0	352,458	27,099	799,699	47,358	615,045	49,384	98,747	36,660	877,520	39,766	89,973	866	3,616,130	59,644	2,632,172	0	3,348,458	0	5,196,690	40,882	12,684	\$9,446.66
Apr																										
May																										
June																										
July																										
Aug																										
Sept																										
Oct																										
Nov																										
Dec																										
Total Gallons*	104,861	31,567	79,475	116,232	116,070	68,897	103,643	42,910	198,658	57,826	126,770	1,019,709														
Total acft	321.81	96.88	243.90	366.70	355.21	211.44	318.07	131.69	517.59	176.85	398.25	3129.37														
Current Mo. Production in acft		1196.56																								
% of monthly allowable for current mo.		74.28																								
Total acft for yr	3129.37	% of prod. for year	16.16																							
																							Total Dollars	\$24,655.08		

SSLGC Monthly Production



MARCH 2025



Drought Conditions: (Percent Area)

	None	D0-D4	D1-D4	D2-D4	D3-D4	D4
Current	13.85	86.15	69.66	47.72	28.69	13.76
Last Week 03-18-2025	14.56	85.44	62.46	43.44	26.05	13.76
3 Months Ago 12-24-2024	32.90	67.10	53.89	24.83	12.99	6.30
Start of Calendar Year 01-07-2025	36.81	63.19	43.63	21.45	13.26	6.30
Start of Water Year 10-01-2024	26.09	73.91	34.39	16.62	8.91	3.36
One Year Ago 03-26-2024	55.21	44.79	24.48	9.85	1.97	0.00

Intensity:

None

D0 Abnormally Dry

D1 Moderate Drought

D2 Severe Drought

D3 Extreme Drought

D4 Exceptional Drought

The Drought Monitor focuses on broad-scale conditions. Local conditions may vary. For more information on the Drought Monitor, go to <https://droughtmonitor.unl.edu/About.aspx>

Author:

Brad Rippey
U.S. Department of Agriculture



Water Weekly

For the week of 03/31/25



Water conditions

The latest drought map for conditions as of March 25 shows an increase in drought area and intensity from the previous week. Drought now covers the largest area of the state since October 2024. Recent heavy rains in South Texas may bring some improvements to next week's map.

Drought conditions

70% now

62% a week ago

54% three months ago

24% a year ago

Intensity



Map courtesy of the
U.S. Drought Monitor

Drought change in the last month

In the last four weeks, the area of the state impacted by drought expanded from 49 percent on February 25 to 70 percent on March 25. "Extreme" and "Exceptional drought" expanded from 17 to 29 percent. About half the state experienced at least one class of degradation.

Key



Map courtesy of the
U.S. Drought Monitor

By Dr. Mark Wentzel, Hydrologist, Office of Water Science and Conservation

Jonathan Mathers, Government Relations | Jonathan.Mathers@twdb.texas.gov | 512-463-7848

Media Relations | MediaRelations@twdb.texas.gov | 512-463-5129

www.twdb.texas.gov



Gonzales County Underground Water Conservation District
Field Technician Report
March 2025

On March 3rd, 2025, I collected water samples in N.E. Gonzales County

On March 4th, 2025, I collected water samples in N.W. Gonzales & S.W Caldwell County

On March 12th, 2025, I collected water samples in S.W. Gonzales County

On March 13th, 2025, I collected water samples in N.W. Gonzales County

On March 17th, 2025, I collected water samples in S.W. Caldwell County

On March 18th, 2025, I collected water samples in N.W. Gonzales County

On March 19th, 2025, I collected water samples in S.W. Gonzales County

On March 20th, 2025, I collected water samples in S.E. Gonzales County

On March 21st, 2025, I attended the weekly office meeting, conducted preliminary property well search at 3695 Hwy 97 E., Gonzales and examined well with stuck pump at 727 CR 298 in S.E. Gonzales Co.

On March 25th, 2025, I finished well search at 3695 Hwy 97 East, Gonzales

On March 26th, 2025, I inspected well with owner at CR 132, Gonzales

Gonzales County Underground Water Conservation District
Mitigation Report
March 2025

On March 1st through March 31st, 2025, there was no mitigation for the month because the position is empty. The position is currently being filled.